









# Super Tots "At-Home-Work"

Hi everyone! This week our theme is Earth Day and environment. The Earth is a wonderful place to live. The earth gives us everything we need; food & water, air to breath, (thank a tree) and it's a beautiful place to share with all the animals & plants that live on it. You can be an Earth Day Super Hero and help to take care of the Earth. It's easy you just have to remember the

**3 R's! Reduce, Reuse & Recycle!**



Take a little time each day to practice writing their name and recognizing the letters & numbers. Have fun and don't forget to read a book together every day!

Monday	Tuesday	Wednesday	Thursday	Friday															
<p><b>*Letter U</b> -How many ways can you make your body into the U shape?</p> <p><b>Nature Scavenger Hunt</b> <b>BACK YARD SCAVENGER HUNT</b></p> <table border="0"> <tr> <td><input type="checkbox"/> ant</td> <td><input type="checkbox"/> brown leaf</td> <td><input type="checkbox"/> butterfly</td> </tr> <tr> <td><input type="checkbox"/> clover</td> <td><input type="checkbox"/> cloud</td> <td><input type="checkbox"/> purple flower</td> </tr> <tr> <td><input type="checkbox"/> pinecone</td> <td><input type="checkbox"/> ladybug</td> <td><input type="checkbox"/> bird</td> </tr> <tr> <td><input type="checkbox"/> grass</td> <td><input type="checkbox"/> green leaf</td> <td><input type="checkbox"/> yellow flower</td> </tr> <tr> <td><input type="checkbox"/> feather</td> <td><input type="checkbox"/> rock</td> <td><input type="checkbox"/> sticks</td> </tr> </table> <p><b>Bee balloons</b> -Blow up a balloon and tie it off. Have kids draw rings around the tied part of the balloon and a face on the other side. Permanent markers works best. Cut a large oval shape from tissue paper and tie the middle with a string leaving one end of the string about 1 ½ foot long. Place a long piece of tape on the center of the "wings" on the tied part and tape it to the balloon. Bees are helpful bugs because they help to grow the food we eat and they give us honey!</p>	<input type="checkbox"/> ant	<input type="checkbox"/> brown leaf	<input type="checkbox"/> butterfly	<input type="checkbox"/> clover	<input type="checkbox"/> cloud	<input type="checkbox"/> purple flower	<input type="checkbox"/> pinecone	<input type="checkbox"/> ladybug	<input type="checkbox"/> bird	<input type="checkbox"/> grass	<input type="checkbox"/> green leaf	<input type="checkbox"/> yellow flower	<input type="checkbox"/> feather	<input type="checkbox"/> rock	<input type="checkbox"/> sticks	<p><b>Oobleck recipe</b> -Sensory play 1cup cornstarch ½ cup water with a few drops of food coloring Mix together. It will feel like a solid but starts to flow like a liquid.</p> <p><i>Earth Day Oobleck</i>  SCIENCE   SENSORY</p> <p><b>Recycle/Reduce Pollution</b> -Always pick up trash and put it where it belongs. Trash or Recycling? Practice this by pretending your toys are trash. And it's your job to pick up your toys and put them where they belong.</p> <p><b>Coffee filter earth</b> -paint filter with water mixed with a few drops of food coloring.</p> 	<p><b>Happy Earth Day!</b> <b>*Number 17</b> -Can you find 17 items around your house that you can recycle?</p> <p><b>Endangered Animal Movement</b></p> <p><b>FROG JUMPS</b> Hop, hop, back and forth like a frog</p> <p><b>BEAR WALK</b> Hands &amp; feet on the floor; hips high - walk left and right</p> <p><b>CORILLA SHUFFLE</b> Sink into a low sumo squat, with hands on the floor; shuffle around the room.</p> <p><b>STARFISH JUMPS</b> Jumping jacks as fast as you can, with arms and legs spread wide.</p> <p><b>CHEETAH RUN</b> Run in place, as FAST as you can! Just like the fastest animal in the Sahara.</p> <p><b>CRAB CRAWL</b> Sit and place your palms flat on the floor behind you near your hips. Lift up off the ground and crawl.</p> <p><b>ELEPHANT STOMPS</b> March in place lifting your knees as high as you can and stomping the ground as hard as you can!</p> <p><b>Milk carton bird feeders</b> -Can you make a bird feeder out of a milk carton?</p> 	<p><b>The 3 R's</b> <b>Reduce, Reuse &amp; Recycle -song</b></p> <p> "Reduce, Reuse, Recycle" To the tune of "The More We Get Together"</p> <p>Reduce, Reuse, Recycle Recycle, Recycle Reduce, Reuse, Recycle It's easy to do! Cause your trash And my trash Make up way Too much trash. Reduce, Reuse, Recycle It's easy to do!</p> <p></p> <p><b>Enjoy some fun "Earth" snacks</b> -Fruits and vegetables are gifts the Earth gives us!</p> <p><b>Plant some seeds</b> -You can Reuse old egg shells, egg cartons and even ice cream cones. Add a little soil, some seeds, water and sunshine! When the seeds grow you can just drop the planter into the ground.</p> 	<p><b>Regrow/Reuse</b> -Lots of plants we eat can be regrown. It is fun to watch and easy to do. Lettuce, green onions and celery are easy to grow. Just place the bottoms in water and place in a sunny spot.</p>  <p><b>Reduce</b> -Did you remember to turn off the water when you brushed your teeth this morning? Or turn off the light when you leave the room? <b>You can be an Earth Day Super Hero and save both water and energy!</b></p> <p><b>Science fun</b> -How does a plant drink? Put white flowers or celery into water with a little food coloring and wait. Talk about what you see happening.</p> 
<input type="checkbox"/> ant	<input type="checkbox"/> brown leaf	<input type="checkbox"/> butterfly																	
<input type="checkbox"/> clover	<input type="checkbox"/> cloud	<input type="checkbox"/> purple flower																	
<input type="checkbox"/> pinecone	<input type="checkbox"/> ladybug	<input type="checkbox"/> bird																	
<input type="checkbox"/> grass	<input type="checkbox"/> green leaf	<input type="checkbox"/> yellow flower																	
<input type="checkbox"/> feather	<input type="checkbox"/> rock	<input type="checkbox"/> sticks																	

Name: \_\_\_\_\_

# I Can Help the **EARTH!**

**Directions:** Fill out the chart. If you have more ideas, write them on the back of this page.



**3** items I can recycle

\*

\_\_\_\_\_

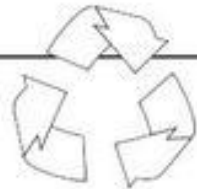
\*

\_\_\_\_\_

\*

\_\_\_\_\_

**2** items I can reuse



\*

\_\_\_\_\_

\*

\_\_\_\_\_

**1** way I can reduce



\*

\_\_\_\_\_

Name \_\_\_\_\_




Trace



Write




Color



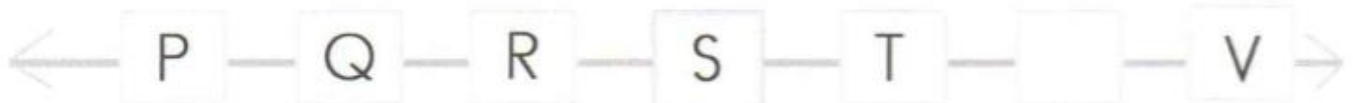
umbrella  
bird

Images Credit: Ink n Little Things

Find



Draw



Name \_\_\_\_\_


**Trace and write the number seventeen.**



**Color the number seventeen.**




**Count  
to  
17!**




Name \_\_\_\_\_

### Letter Review




Find the letter


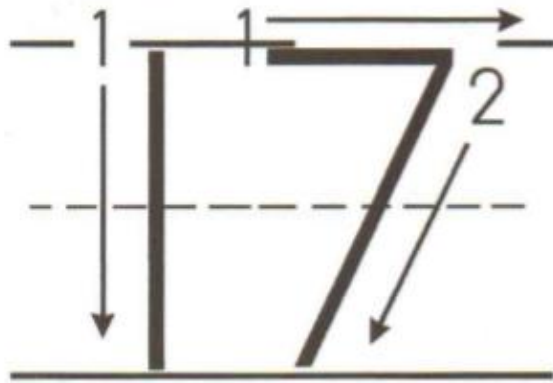
U	u	U	H
b	U	e	u
Y	u	w	U
u	a	U	u



Color all the pictures with this letter sound.



Name \_\_\_\_\_



Practice the number:



Write the number:



Number Hunt: Circle every number 17

3	17	0	16	19	2	30	11	0	17	6
2	16	3	17	5	4	2	16	1	16	7
17	3	2	6	16	8	10	7	17	2	16
16	0	4	18	17	5	4	16	0	1	17



Kids help take care of the Earth

I help by;