









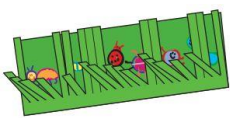


























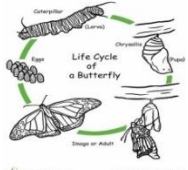











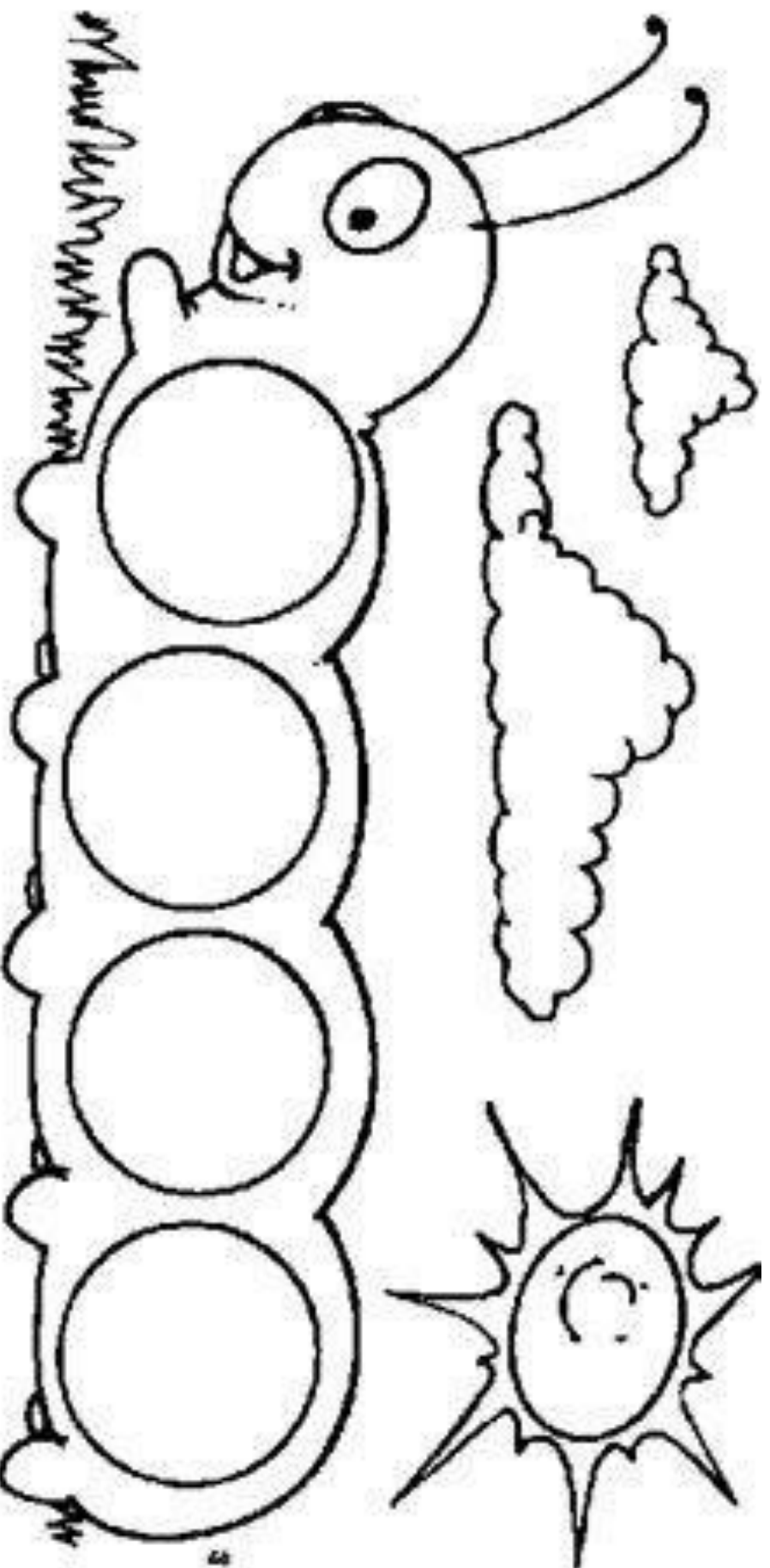


Super Tots "At-Home-Work"

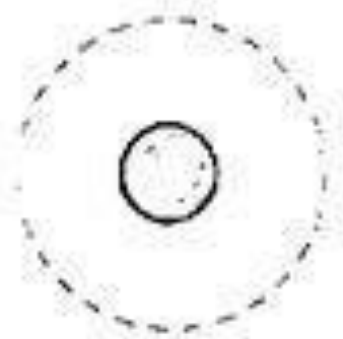
Hi everyone! This week our theme is insects & spiders. Talk about the different kinds of bugs, which ones are helping bugs like bees and harmful bugs like mosquitos. How they move and where they might be hiding. Look and count how many you find. Take a little time each day to practice writing their name and recognizing the letters & numbers. Have fun and don't forget to read a book together every day!



Monday	Tuesday	Wednesday	Thursday	Friday										
<p>*Letter T -What food do you eat that starts with the letter T? Toast, tomatoes...</p> <p>Bug Scavenger Hunt -Can you find bugs outside in your yard? Are they the same or different?</p> <p>BUG scavenger hunt</p> <table border="0"> <tr> <td> ant <input type="checkbox"/></td> <td> ladybug <input type="checkbox"/></td> </tr> <tr> <td> bee <input type="checkbox"/></td> <td> dragon fly <input type="checkbox"/></td> </tr> <tr> <td> snail <input type="checkbox"/></td> <td> caterpillar <input type="checkbox"/></td> </tr> <tr> <td> grasshopper <input type="checkbox"/></td> <td> spider <input type="checkbox"/></td> </tr> <tr> <td> fly <input type="checkbox"/></td> <td> butterfly <input type="checkbox"/></td> </tr> </table> <p><small>MyMommyStyle.com</small></p> <p>Bugs in the grass -fold a green paper in half. Draw some lines on one side. On the other side have kids draw/fingerprint bugs and then cut on the lines.</p>  	 ant <input type="checkbox"/>	 ladybug <input type="checkbox"/>	 bee <input type="checkbox"/>	 dragon fly <input type="checkbox"/>	 snail <input type="checkbox"/>	 caterpillar <input type="checkbox"/>	 grasshopper <input type="checkbox"/>	 spider <input type="checkbox"/>	 fly <input type="checkbox"/>	 butterfly <input type="checkbox"/>	<p>Play dough recipe 3 cups flour 3 cups salt 1 tbsp. Cream of tarter 3 cups water 1 tbsp. oil</p> <p>Boil water and add oil and a few drops of food coloring. Mix dry ingredients well. Pour the hot water over and mix well.</p> <p>Make some fun "bug" snacks</p>  <p><small>BackYard BUG SNACKS</small></p> <p>Dragonfly -glue 4 wings to a popsicle stick and add eyes. Color or collage.</p> 	<p>*Number 17 -Draw a picture and put 17 bugs in it.</p> <p>Bug Movement</p> <ul style="list-style-type: none">  Roll like a Roly Poly  March like an Ant  Wiggle like a Caterpillar  Flutter like a Butterfly  Fly like a Ladybug  Jump like a Cricket  Slide like a Snail  Blink like a Firefly  Hop like a Grasshopper  Buzz like a Bee <p>Ladybug -start with a toilet paper roll for the body. Cut a red circle in half for the wings. Add eyes and antenna. Put 17 dots on the ladybug.</p> 	<p>Caterpillar names -make circles, one for each letter of your child's name and one extra circle for the head of the caterpillar. Have kids write each letter of their name on a different circle and make a face on the head. Glue together to make a caterpillar.</p> <p>Drink like a butterfly -cut out a flower shape and punch a hole in the center. Put a straw in the center. (Pretend it the butterfly's proboscis.) Place on a cup and enjoy drinking like a butterfly.</p>  <p>Coffee filter Butterflies -Use a coffee filter, and draw on it with different colors. Next, using a straw or eye dropper, drop water onto the colors and watch the rainbow expand</p> 	<p>Life Cycle of a butterfly -Talk about how an egg transforms to butterfly. Did you know a caterpillar wraps up in a chrysalis before becoming a butterfly?</p>  <p>Spider walk - Spiders are not insects, but live near them. Spiders have 8 legs, and most also have 8 eyes. Make a spider walk by using masking tape to make a spider web on the ground. Throw a rolled up sock (bug) onto it. Have your child walk on the web and catch the "Bug."</p> <p>Watercolor spider web -draw a spider web on white paper with a white crayon. Let your child water color the whole page and when it dries, Draw a spider. Don't forget to add eight legs.</p> 
 ant <input type="checkbox"/>	 ladybug <input type="checkbox"/>													
 bee <input type="checkbox"/>	 dragon fly <input type="checkbox"/>													
 snail <input type="checkbox"/>	 caterpillar <input type="checkbox"/>													
 grasshopper <input type="checkbox"/>	 spider <input type="checkbox"/>													
 fly <input type="checkbox"/>	 butterfly <input type="checkbox"/>													



Handwritten text: *Handwritten text, possibly a name or title.*



Sequence

Color picture and
Cut and glue to the
Ant Queen's crown
sequence card. Use
this envelope.

Name _____



Trace




Write




Color

turtle




Images Credit: Ink n Little Things

Find

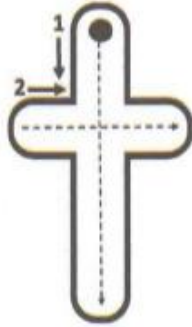
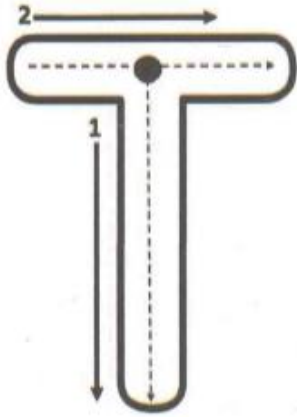


Draw




Name _____

Letter Review




Find the letter

T	k	T	t
g	T	t	s
t	o	t	T
r	t	T	B



Color all the pictures with this letter sound.


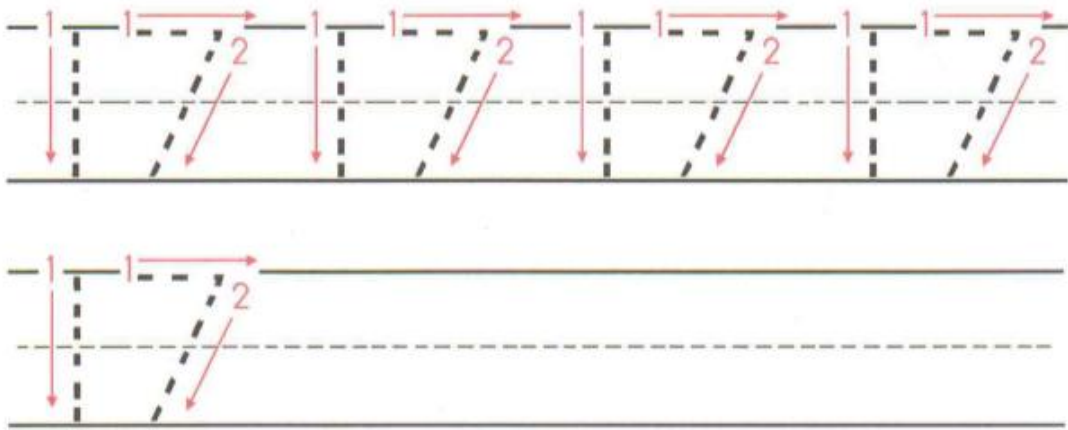


Name _____



Seventeen

Trace the number 17, then write your own.



How many circles do you see?
Color a square on the graph for each circle.