

# Little Tots "At-Home-Work"

Hi everyone! This week our theme is Earth Day & Environment.

**April 22 is Earth Day, kind of like the Earth's Birthday.** All year long, the Earth helps us by giving us Food, Water, Shelter, even Toys. Everything we have comes from the Earth. The Earth helps us, but did you know, we can help the Earth? Kids are especially good at helping the Earth by remembering to put trash in the trash can, turning off lights when you are done with them, and only using only a little water when you brush your teeth. It's easy when you think about it, and a great way to be an



## Earth Hero!

**Celebrate Earth Day by going outside!** Look around, what do you see? Can you find something from every color of the rainbow; Red, Orange, Yellow, Green, Blue & Purple. Take some time to exercise outside. Can you move like the animals, the wind, a flower?

Our letter this week is **U**. **Unicorn** and **Umbrella** both start with **U**. The words **up** and **under**, also start with **U**. When it rains, you put your **umbrella up**, and then go **under** to stay dry. When you look **up**, what do you see? (Sun, clouds, birds, etc.) How many different things can you find? What can you go **under**? Crawl under someone's legs or hide under your blanket? Can you think of 5 different ways to go **under**?

One way to be an **Earth Hero** is to **reuse** things. Below are some different ways to reuse items you already have at home. Try some out, which one is your favorite?

**Tissue Box:** You can turn an empty tissue box into a guitar by decorating the box, then place rubber bands over the open part of the box. Strum and enjoy!  
Mom can **use** the box to store plastic bags **until** needed.



**Egg Cartons:** can be made into lots of things like treasure/collection boxes, sail boats, critters, flowers.  
What ideas can you come up with?



**Milk Cartons:** I like to make my milk cartons into bird feeders. I cut a big hole in the front of one of the sides, so the birds can land and eat. It can be filled with bird seed, fruit and even cereal. Place it near a window so you can watch the fun.



**Plastic Water Bottles:** make really good Maracas. Simply wash, dry, decorate and fill with a few, beans, seeds or beads. It doesn't take a lot to make beautiful music.



**Toilet paper rolls:** can be made into a Kazoo, Binoculars, Finger Puppets, and more.

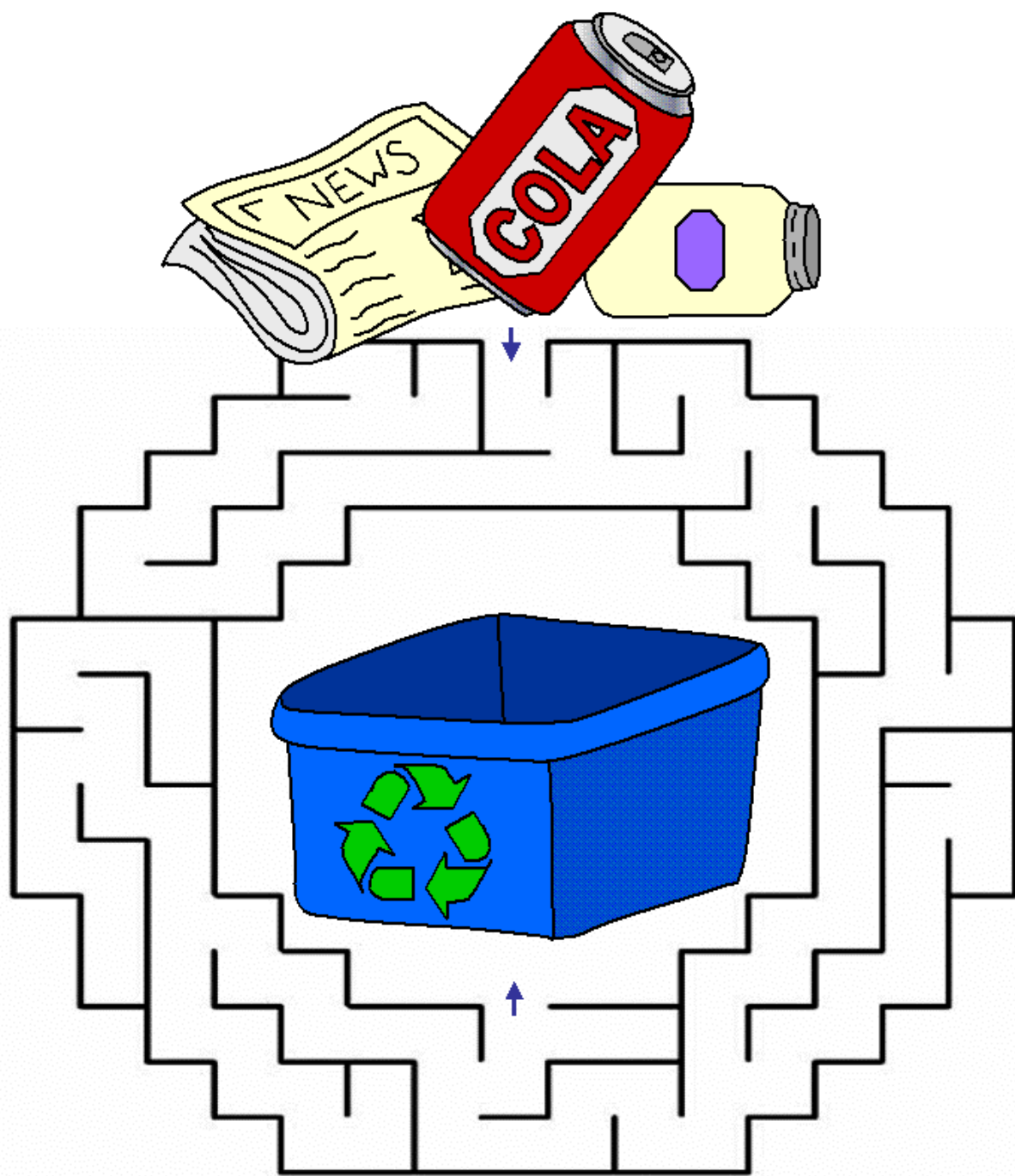
**Cereal/Cracker Boxes:** make great building blocks and buildings for your play City. **What will you create?**

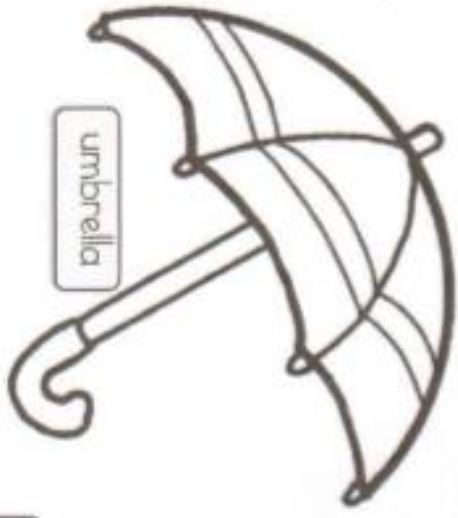


For other fun activities visit **Switcheroo Zoo** at [www.switcheroozoo.com](http://www.switcheroozoo.com)

# Earth Day Maze

Help get the recycling into the bin.








umbrella



urchin



unicorn



upside down



Kids help take care of the Earth

I help by;